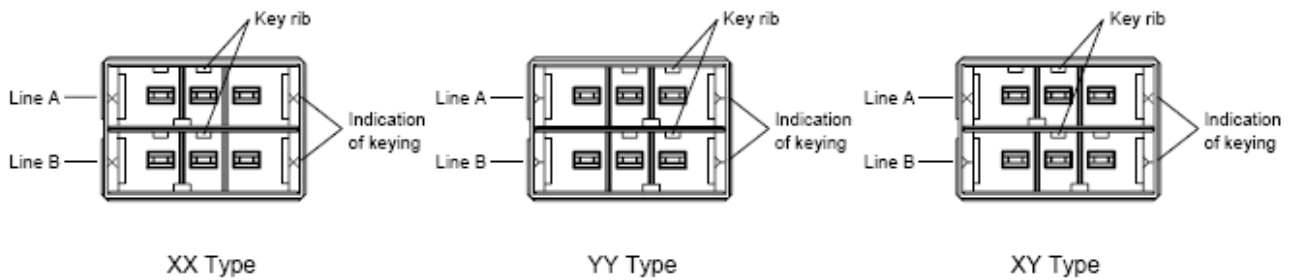


# JFA CONNECTOR J300 SERIES

Disconnectable Crimp style connectors (Wire-to-board/Wire-to-wire)





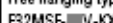


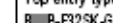
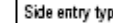


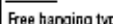
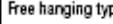


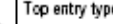





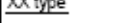
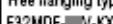

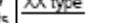
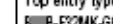
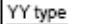
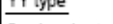

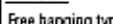


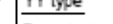
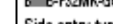

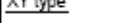
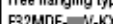
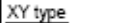


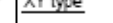

## Keying

J320M series have mis-insertion preventive keying.  
Available in 3 types – XX type, YY type and XY type.  
(Headers viewed from the mating side are shown below.)



## List of combinations

With the combination of the J320M headers and the J320M/J320S receptacle housings, the following modular combinations are possible.

Receptacle housing		Tab housing		Header		
Single-row 3, 5, 6-circuits (J320S) 	<u>X type</u> F32FSS-  V-KX	 Free hanging type  Panel mounting type	<u>X type</u> Free hanging type F32MSF-  V-KX Panel mounting type F32MSP-  V-KX	Single-row 3, 5, 6-circuits (J320S)  Top entry type	<u>X type</u> Top entry type B-  F32SK-GGX Side entry type S-  F32SK-GGX	
	<u>Y type</u> F32FSS-  V-KY		<u>Y type</u> Free hanging type F32MSF-  V-KY Panel mounting type F32MSP-  V-KY	Y type Free hanging type F32MSF-  V-KY Panel mounting type F32MSP-  V-KY	Top entry type  Side entry type	<u>Y type</u> Top entry type B-  F32SK-GGY Side entry type S-  F32SK-GGY
Double-row 6, 10, 12-circuits (J320M) 	<u>XX type</u> F32FMS-  V-KXX	 Free hanging type  Panel mounting type	<u>XX type</u> Free hanging type F32MDF-  V-KXX Panel mounting type F32MDP-  V-KXX	Double-row 6, 10, 12-circuits (J320M)  Top entry type	<u>XX type</u> Top entry type B-  F32MK-GGXX Side entry type S-  F32MK-GGXX	
	<u>YY type</u> F32FMS-  V-KYY		<u>YY type</u> Free hanging type F32MDF-  V-KYY Panel mounting type F32MDP-  V-KYY	YY type Free hanging type F32MDF-  V-KYY Panel mounting type F32MDP-  V-KYY	Top entry type  Side entry type	<u>YY type</u> Top entry type B-  F32MK-GGY Side entry type S-  F32MK-GGY
	<u>XY type</u> F32FMS-  V-KXY		<u>XY type</u> Free hanging type F32MDF-  V-KXY Panel mounting type F32MDP-  V-KXY	XY type Free hanging type F32MDF-  V-KXY Panel mounting type F32MDP-  V-KXY	Side entry type 	<u>XY type</u> Top entry type B-  F32MK-GGY Side entry type S-  F32MK-GGY